



Effiziente Schnellmontage
in 45 Minuten einsatzbereit



Kompaktes Kraftpaket
bis 2,4t Hublast



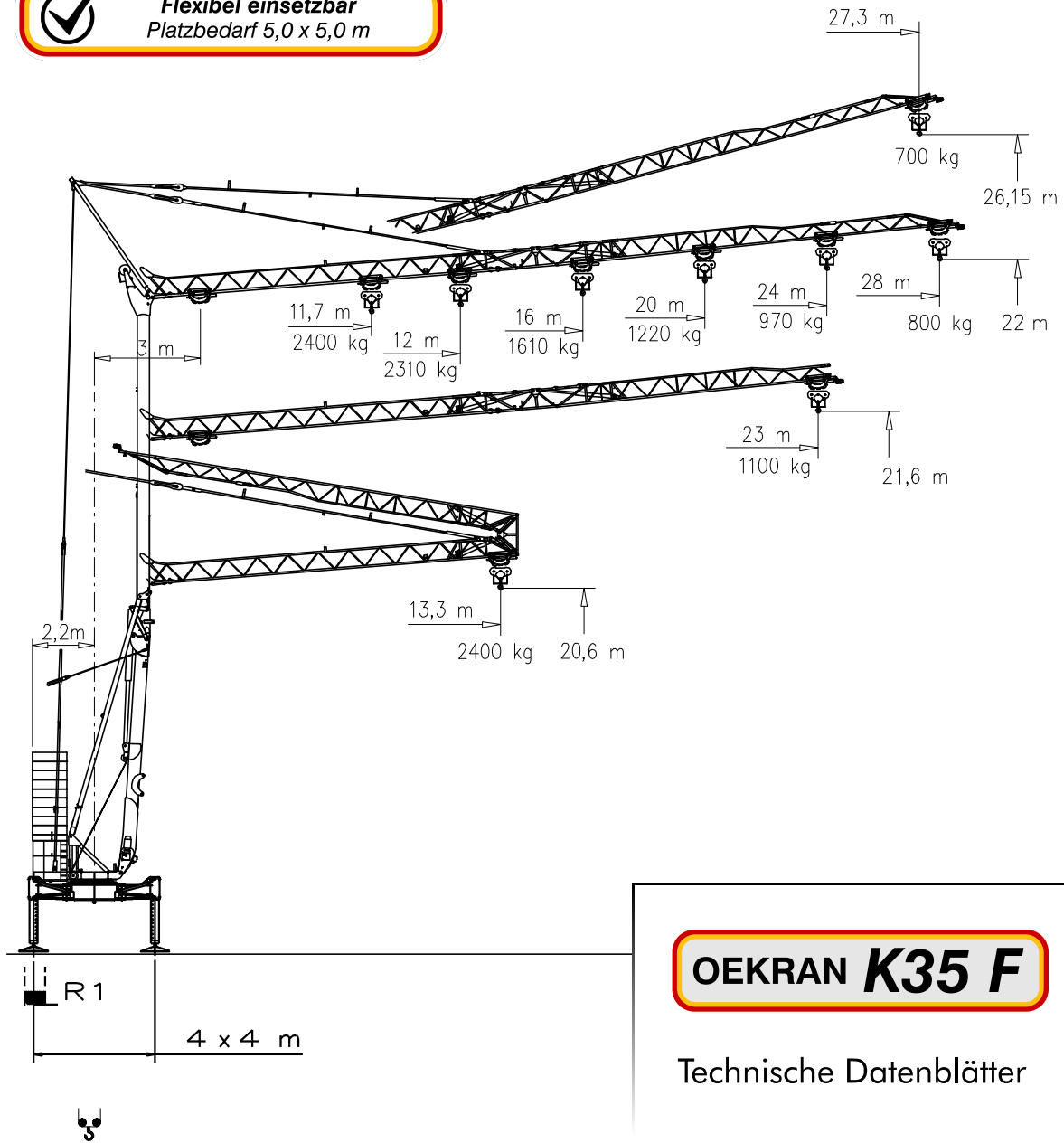
Leiser Betrieb
elektrischer Anschluss



Hohe Arbeitssicherheit
präzise Funkfernsteuerung




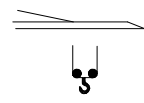
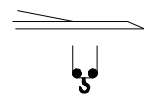
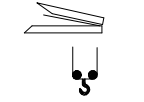
Flexibel einsetzbar
Platzbedarf 5,0 x 5,0 m



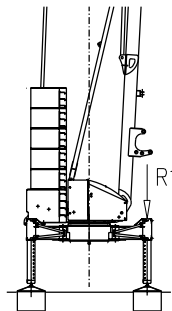
OEKRAN K35 F

Technische Datenblätter

Lastkurven | Courbes de charges | Load diagrams | Curve di carico | Curvas de cargas

	<table border="1"> <tr> <td>3</td> <td>23</td> <td>27,3</td> <td>m</td> </tr> <tr> <td>700</td> <td>700</td> <td>700</td> <td>kg</td> </tr> </table>	3	23	27,3	m	700	700	700	kg								
3	23	27,3	m														
700	700	700	kg														
	<table border="1"> <tr> <td>3</td> <td>11,7</td> <td>12</td> <td>16</td> <td>20</td> <td>24</td> <td>28</td> <td>m</td> </tr> <tr> <td>2400</td> <td>2400</td> <td>2310</td> <td>1610</td> <td>1220</td> <td>970</td> <td>800</td> <td>kg</td> </tr> </table>	3	11,7	12	16	20	24	28	m	2400	2400	2310	1610	1220	970	800	kg
3	11,7	12	16	20	24	28	m										
2400	2400	2310	1610	1220	970	800	kg										
	<table border="1"> <tr> <td>3</td> <td>12,7</td> <td>16</td> <td>20</td> <td>23</td> <td></td> <td></td> <td>m</td> </tr> <tr> <td>2400</td> <td>2400</td> <td>1810</td> <td>1375</td> <td>1100</td> <td></td> <td></td> <td>kg</td> </tr> </table>	3	12,7	16	20	23			m	2400	2400	1810	1375	1100			kg
3	12,7	16	20	23			m										
2400	2400	1810	1375	1100			kg										
	<table border="1"> <tr> <td>3</td> <td>13,3</td> <td>m</td> </tr> <tr> <td>2400</td> <td>2400</td> <td>kg</td> </tr> </table>	3	13,3	m	2400	2400	kg										
3	13,3	m															
2400	2400	kg															

Eckdrücke | Reactions | Réactions | Reazioni | Reacciones | Reacções



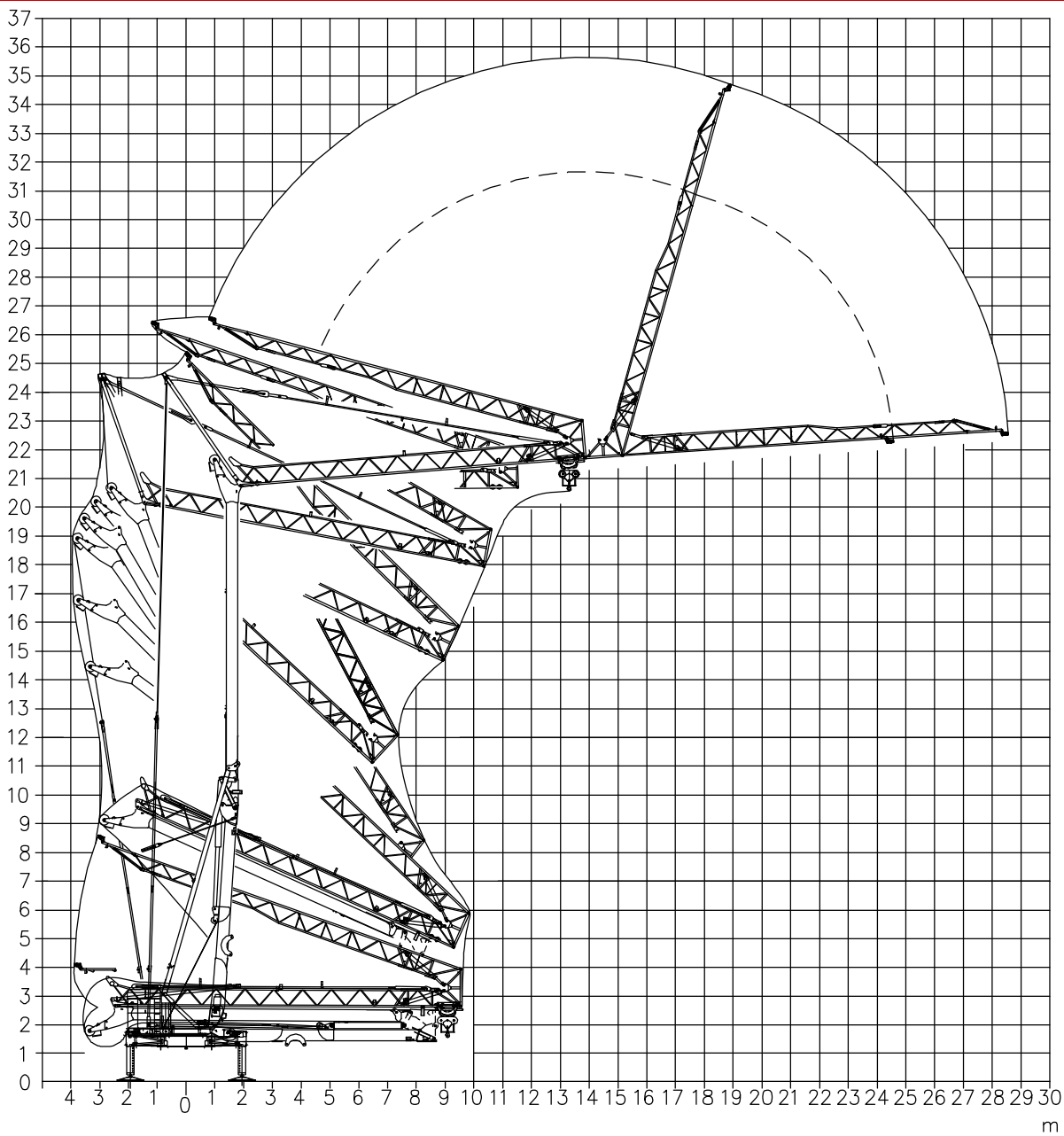
R1 ● 16 t ■ 12 t

▲ 9,4 t ○ 18,1 t

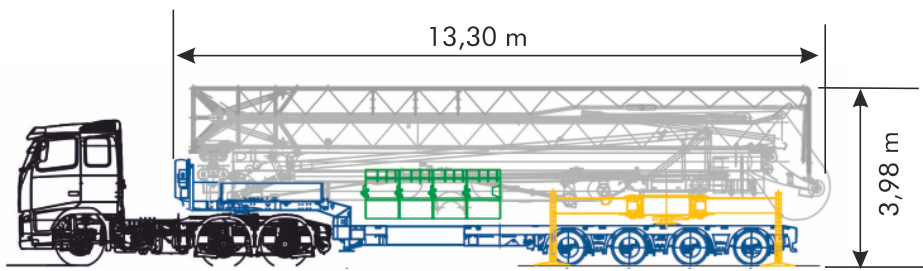
- Reaktionskräfte in Betrieb | Reazioni in servizio | Reactions in service | Réactions en service
Reacciones en servicio | Em serviço
- Reaktionskräfte außer Betrieb | Reazioni fuori servizio | Reactions out of service | Réactions hors service
Reacciones fuera de servicio | Fora de serviço
- ▲ Konstruktionsgewicht ohne Transportachse | Peso della gru senza assali | Dead weight without transport axles
Poids de construction sans eissieux | Peso de la grua sin tren de transporte | Peso de grua sem carro de transporte
- Ballastgewicht | Peso zavorra rotante | Ballast weight | Poids du lest
Peso de lastre | Peso de lastre rotativo

OEKRAN K35 F

Montage | Montage | Erection | Montaggio | Montaje | Montagem


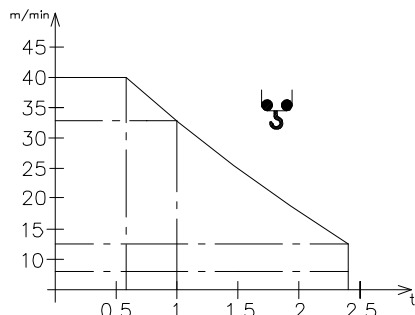




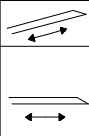


Transport | Transport | Transport | Trasporto | Transporte



OEKRAN K35 F

Antriebe | Mechanisms | Mécanismes | Meccanismi | Mecanismos

V9.32 Sollevamento Hoisting Levage Heben Elevaciòn Elevaçao							V9.32 6.6 kW (9 Hp) 17.5 kVA 
	m/min	4	13	32	40		
	t	2.4	2.4	1.0	0.6		

Carrello Trolleying Distribuciòn			2a	0 → 30	m/min	2.2 kW (Hp 3)
			1a			
Rotazione Slewing Orientaciòn			1a	0 → 0.8	giri/min tr/min rp/min	2.2 kW (Hp 3)
			2a			
			3a			

Rete elettrica | Réseau | Mains supply | Netzstrom | Red | Rede electrica

400 V - 50 Hz

Potenza elettrica necessaria | Puissance électrique nécessaire | Necessary electric power
Anschlusswert | Potencia electrica necesaria

17,5 kVA

FEM 1.001-A3 2000/14/CE



Documento commerciale non contrattuale
Per tutte le informazioni tecniche riferirsi
alle corrispondenti istruzioni

Unverbindliches Vertriebsdokument.
Für technische Informationen, siehe die
entsprechenden Anweisungen.

This commercial document is not legally
binding. For any technical information, please
refer to the corresponding instructions.

Documento comercial no contractual
Para cualquier información técnica,
ver la noticia correspondiente.

oekran.at

JTK ÖKran GmbH

Jahrings 66
3910 Zwettl
ATU 81363757

office@oekran.at
www.oekran.at
0670/1931616